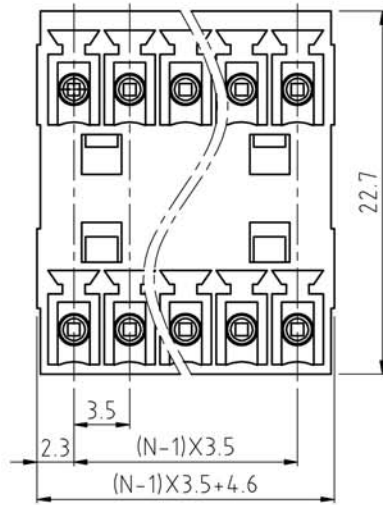
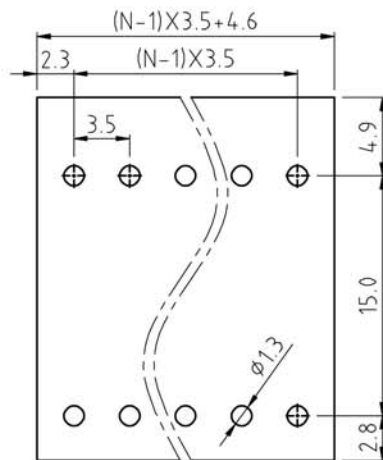


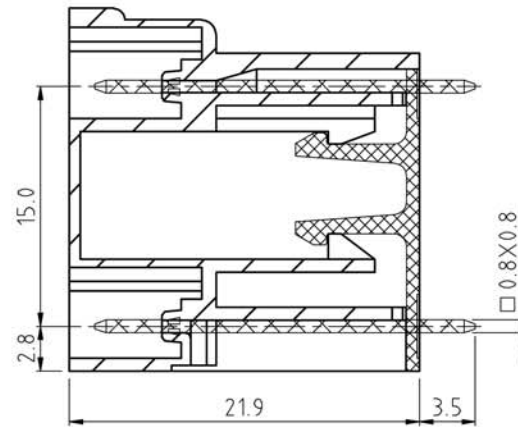
SIGN	DESCRIPTION	DATE	APPROVER



N=Number of contacts



P.C.B. LAYOUT



Technical Data:

Material:

Solder Pin: Copper Alloy Tin plated

Insulator body(housing): Polyamide(Glass filled)(UL94V-0)

Electrical

Voltage rating: 300VAC

Current rating: 12Amps/way max

Withstanding Voltage: 2500VAC(1min) Test time=60sec/1pcs

Mechanical:

Operating temperature: -40°C to +105°C

Soldering reliability:

Test temperature= 250°C±10°C

5 seconds max

Ordering Information:

F83 - Y - 3 XX - X 0 0 X 0

2	02	5	Green
-	-	6	Blue
24	24	8	Grey
		A	Black

WELINK 上海拓尔普电子科技有限公司
Welink International Co., LTD.

TOLERANCE	APPROVED:	NAME: F83 - Y pitch 3.5mm
X: ±0.50	CHECKED:	- series
X.X: ±0.30	DRAWN: Yang Ming 2011,09,26	
X.XX: ±0.20	UNITS: mm	PART NO: F83Y3XXX00X0
X°: ±1°	REV: A	DWG NO: 9F83Y3001A
	SCALE: 3 / 1	PAGE: 1 / 1