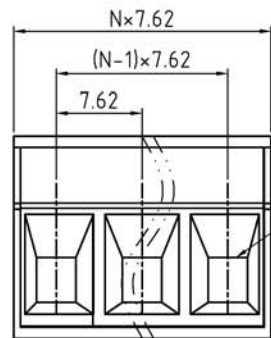
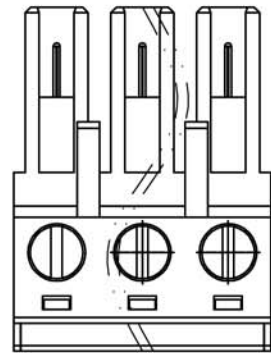
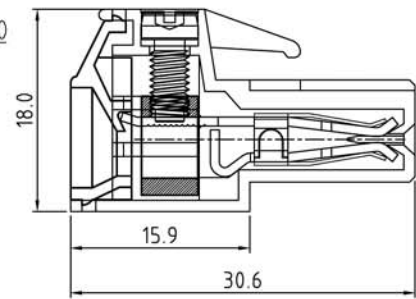


SIGN	DESCRIPTION	DATE	APPROVER



□ 3.5X4.0



N=Number of contacts

Technical Data:

Material:

- Contact(metal housing): Copper Alloy with Ni plated
- Terminal screw: Steel galvanized with Cr3+ plated
- Wire guard: Copper Alloy with Tin plated
- Wire guard: Stainless steel

Insulator body(housing): Polyamide(UL94V-0)

Electrical

- Voltage rating: 300VAC
- Current rating: 42 Amps/way max
- Contact resistance: 20mΩ(max)
- Withstanding Voltage: 2500VAC(1min) Test time=60sec/1pcs
- Wire range: 8-24AWG

Mechanical:

- Torque: 8.0kgf.cm/M3.5
- Operating temperature: -40°C to +105°C
- Soldering reliability: Test temperature= 250°C±10°C 5 seconds max

Ordering Information:

F77-7-G XX-X 0 0 X 0

- 2 02
- -
- 24 24
- 5 Green
- 6 Blue
- 8 Grey
- A Black
- 1 "-" SCREW
- 2 "-/+ " SCREW

WELINK 上海拓尔普电子科技有限公司		Welink International Co., LTD.	
TOLERANCE	APPROVED:	NAME: F77 - 7 - Pitch 7.62mm	
X. ±0.50	CHECKED:	-Without flange series	
X.X ±0.30	DRAWN: Ling Yu	2014,08,10	
X.XX ±0.20	UNITS: mm	REV: A	PART NO: F777GXX100X0
X° ±1°	SCALE: 2 / 1	PAGE: 1 / 1	DWG NO: 9F777G001A