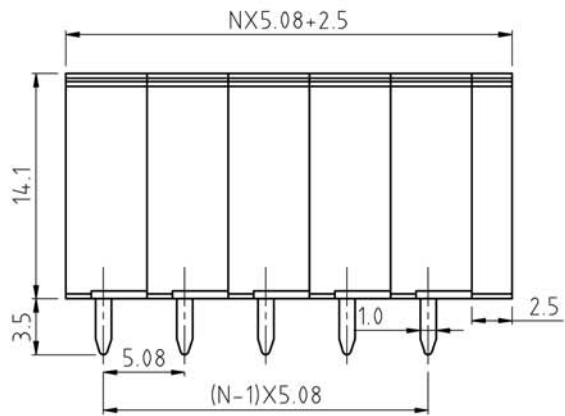
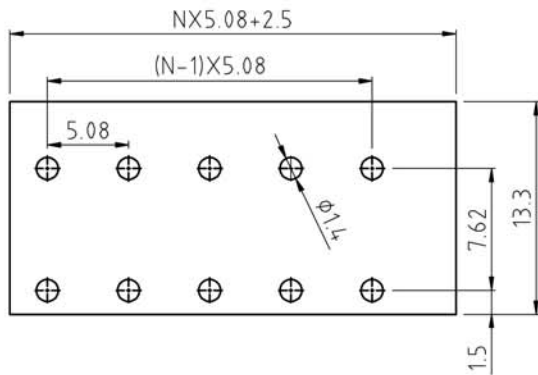
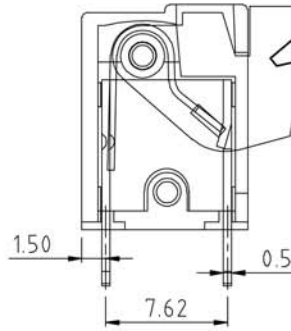


SIGN	DESCRIPTION	DATE	APPROVER



N=Number of contacts



P.C.B. LAYOUT

Technical Data:

Material:

Contact : Copper Alloy Tin plated
 Wire guard : stainless steel
 Insulator body(housing) : Polyamide(Glass filled)(UL94V-0)

Electrical

Voltage rating: 300VAC
 Current rating: 10 Amps/way max
 Contact resistance: 20mΩ(max)
 Withstanding Voltage: 2500VAC(1min) Test time=60sec/1pcs
 Wire Range:14-22Awg

Mechanical:

Operating temperature: -40°C to +105°C
 Soldering reliability:
 Test temperature= 250°C±10°C
 5 seconds max

Ordering Information:

F51-01-E-XX-0 0 X 0

2	02	5	Green
-	-	6	Blue
24	24	8	Grey
		A	Black

WELINK 上海拓尔普电子科技有限公司
 Welink International Co.,LTD.

TOLERANCE	APPROVED:	NAME:
X ±0.50	CHECKED:	F51-01 pitch 5.08mm
X.X ±0.30	DRAWN: Yang Ming 2012,06.20	- series
X.XX ±0.20	UNITS: mm	PART NO: F5101EXX00X0
X° ±1°	REV: A	DWG NO: 9F5101001A
⊕	SCALE: 3 / 1	PAGE: 1 / 1